

Hampton Court Palace Festival Terrain Guide


Click on any yellow circle on the map to see the area in detail

Click [Back to Map](#) on each page to return here

If you have any queries feel free to [submit a request](#) through our FAQ page




Accessible Car Park



For Blue Badge holders, located by West Gate.
Routes to East Front Gardens via [The Wilderness](#), or to the Auditorium via [West Gate](#)

General Car Park



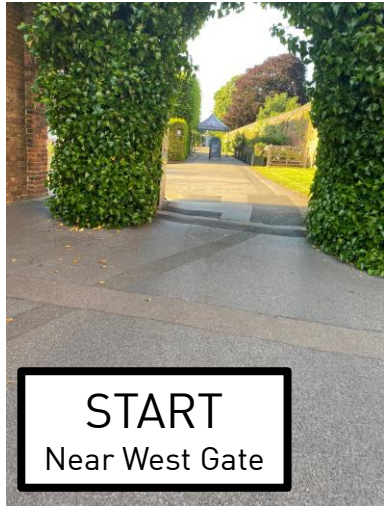
[Back to Map](#) 




The Wilderness

[Back to Map](#) 

This is also the route to get from the [Accessible Car Park](#) to the East Front Gardens:



Ticket Scanning Point



West Gate


Back to Map 



← Entry route from Hampton Court Bridge, train station, [Accessible Car Park](#)



← Ticket scanning & security point for entry into Base Court (Auditorium)




East Front Gardens



[Back to Map](#) 



Palace Lawns and Food Traders avenue




Gravel and grass terrain



East Front Gardens

[Back to Map](#) 

Gravel and grass terrain in the East Front Gardens



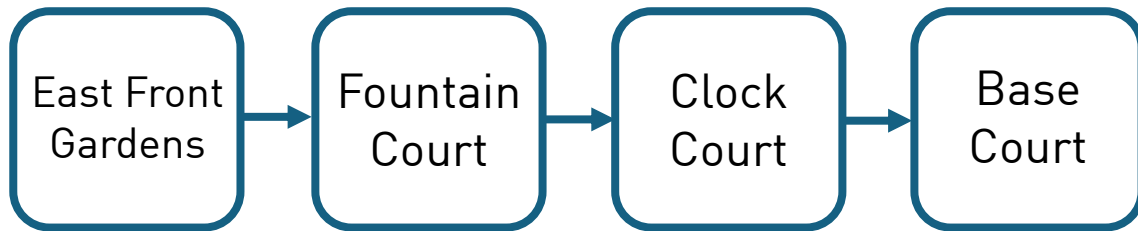
First Aid point

East Front Picnic Creche drop-off point

Entry to reach Auditorium via inside the Palace

Bag checks at this point

Route to Base Court (Auditorium):



Fountain-side Gazebos




[Back to Map](#) 



Located in the East Front Gardens

Inside the Palace

[Back to Map](#) 



Clock Court

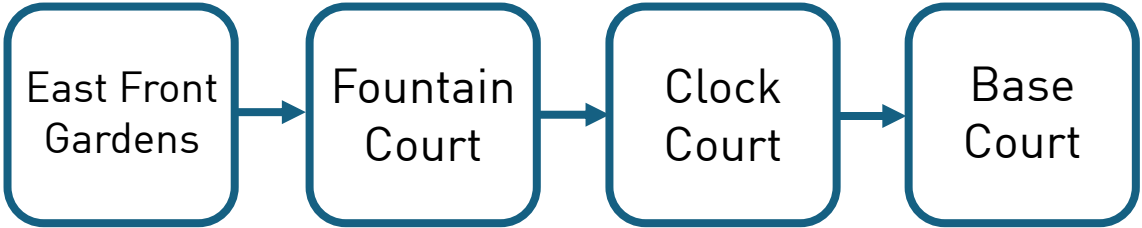
[Back to Map](#) 



Theatre Bar



Route to Base Court (Auditorium):




Wheelchair Platform

[Back to Map](#) 

Route from Clock Court to Auditorium Wheelchair Platform:



← View from platform towards stage and tiered seating →





Auditorium Floor Seating

[Back to Map](#) 




Step Free Access
to seats in Blocks
B, C and D



← Walkway between
Blocks A and C




Block B/D seating



Block C seating








Block C aisles







Auditorium Tiered Seating

[Back to Map](#) ↗




Blocks A & AUC. This is tiered seating starting at floor level. Block AUC is under cover. There are up to 34 steps to climb here, depending on which row guests are seated in.



Alternative route to seats in block A/AUC. Underpass with stone terrain followed by stairs.

Base Court Toilets (Closest to the Auditorium)




Accessible Toilet

Women's / men's toilets

East Front Toilets

[Back to Map](#) 



Accessible Toilet

Women's / men's toilets



Fountain Court Toilets

[Back to Map](#) 



← Accessible Toilet



Step to enter women's toilets



Step to enter men's toilets